

High Frequency Ceramic Solutions

2.45GHz Band Pass Filter


P/N 2450BP39F100A

Detail Specification: 2/3/2020

Page 1 of 4

General Specifications

Part Number	2450BP39F100A
Operating Frequency	2400 - 2500 MHz
Insertion Loss (dB)	2.4 max.
Return Loss (dB)	9.5 min.



Attenuation (dB)	
880 - 915MHz	45 min.
1710 - 1990MHz	48min.
2110 - 2170MHz	20min.
4800 - 5000MHz	30 min.
7200 - 7500MHz	30min.

Impedance	50 Ω	Recommended Storage Conditions for unused T&R product	+5 to +35°C Humidity 45~75%RH 18 months max.
Input Power	500 mW max.		
Operating Temperature	-40 to +85°C	Reel Quantity (pcs/reel)	4,000
Solder Paste	SAC 305 type is recommended		

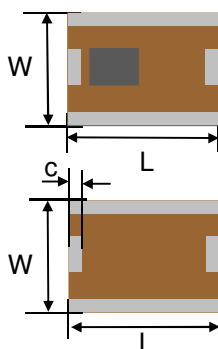
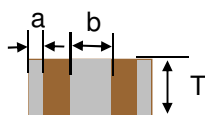
*18 months max. in vacuum sealed bag and 1 week after opened. Please keep unused parts in vacuum sealed bags. For more info go to <https://www.johansontechnology.com/silverleads-profile>.

Part Number Explanation

P/N Suffix	Packing Style	Bulk	Suffix = S	E.g. 2450BP39F100AS
		T & R	Suffix = E	E.g. 2450BP39F100AE
	Termination Style	Ag/Pt	Suffix = None	E.g. 2450BP39F100A(E or S)
	Evaluation Board	50Ω SMA	Suffix = EB-SMA	E.g. 2450BP39F100A-EB-SMA

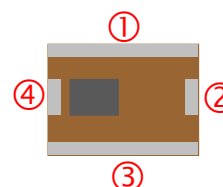
Mechanical Dimensions

	In	mm
L	0.098 ± 0.008	2.50 ± 0.20
W	0.079 ± 0.008	2.00 ± 0.20
T	0.037 ± 0.004	0.95 ± 0.10
a	0.012 ± 0.008	0.30 ± 0.20
b	0.024 ± 0.008	0.60 ± 0.20
c	0.012 ± 0.008	0.30 ± 0.20



Terminal Configuration

No.	Function
1	GND
2	INPUT / OUTPUT
3	GND
4	INPUT / OUTPUT



Johanson Technology, Inc. reserves the right to make design changes without notice.

All sales are subject to Johanson Technology, Inc. terms and conditions.



<https://www.johansontechnology.com>
4001 Calle Tecate • Camarillo, CA 93012 • TEL 805.389.1166 FAX 805.389.1821
Ver. 2.0 2020 Johanson Technology, Inc. All Rights Reserved

High Frequency Ceramic Solutions

2.45GHz Band Pass Filter

P/N 2450BP39F100A

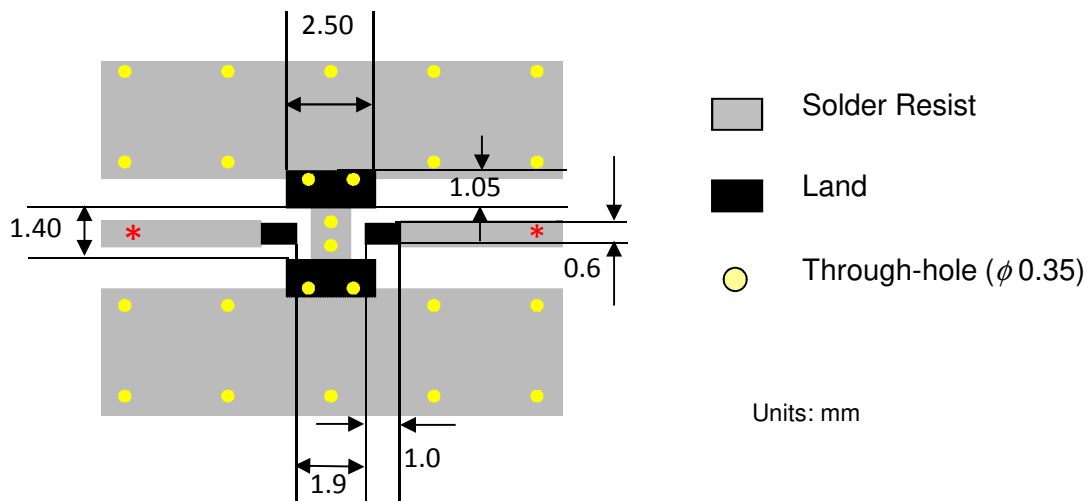
Detail Specification: 2/3/2020

Page 2 of 4

Mounting Pad Dimensions

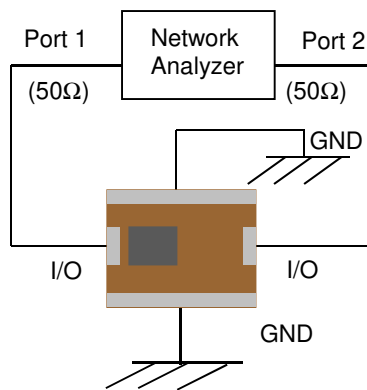
Mount these devices with brown mark facing up.

* Line width should be designed to provide 50 Ω impedance matching characteristics.



Would you like the CAD layout? Send us a message at: <https://www.johansontechnology.com/ask-a-question>

Measurement Schematic



Johanson Technology, Inc. reserves the right to make design changes without notice.

All sales are subject to Johanson Technology, Inc. terms and conditions.



<https://www.johansontechnology.com>
4001 Calle Tecate • Camarillo, CA 93012 • TEL 805.389.1166 FAX 805.389.1821
Ver. 2.0 2020 Johanson Technology, Inc. All Rights Reserved

High Frequency Ceramic Solutions

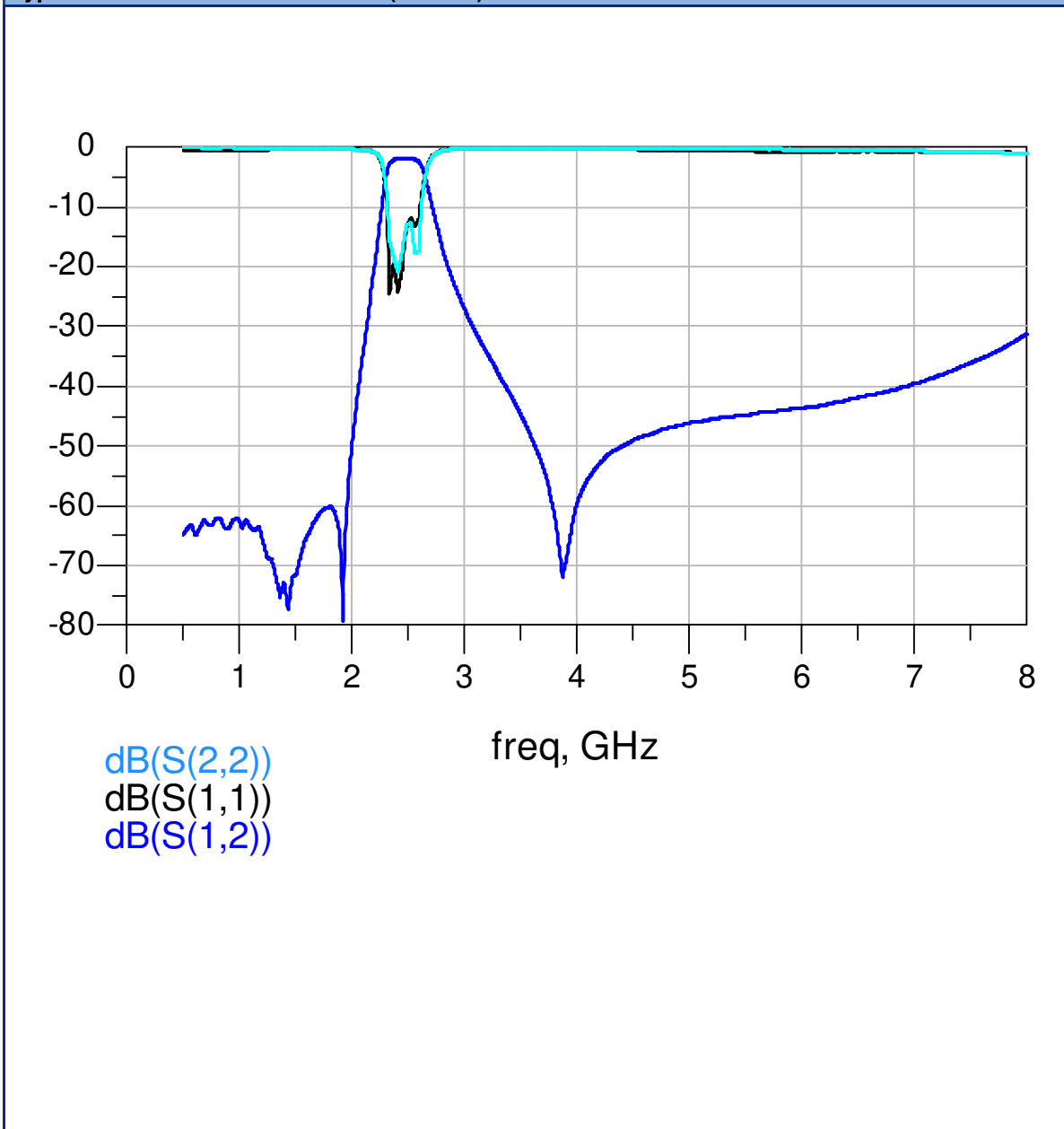
2.45GHz Band Pass Filter

P/N 2450BP39F100A

Detail Specification: 2/3/2020

Page 3 of 4

Typical Electrical Characteristics (T=25°C)



Johanson Technology, Inc. reserves the right to make design changes without notice.

All sales are subject to Johanson Technology, Inc. terms and conditions.



High Frequency Ceramic Solutions

2.45GHz Band Pass Filter

P/N 2450BP39F100A

Detail Specification: 2/3/2020

Page 4 of 4

Application Notes, Layout Files, and more

<https://www.johansontechnology.com/band-pass-filters>

Packaging information

<https://www.johansontechnology.com/tape-reel-packaging>

Soldering Information

<https://www.johansontechnology.com/ipcsoldering-profile>

MSL Info

<https://www.johansontechnology.com/msl-rating>

Recommended Storage Condition and Max Shelf Life

<https://www.johansontechnology.com/recommended-storage-conditions>

RoHS Compliance

<https://www.johansontechnology.com/rohs-compliance>

Antenna layout and tuning techniques

<https://www.johansontechnology.com/tuning>

Antenna layout review, tuning, and characterization services

<https://www.johansontechnology.com/ipc-antenna-services>

Johanson Technology, Inc. reserves the right to make design changes without notice.

All sales are subject to Johanson Technology, Inc. terms and conditions.



<https://www.johansontechnology.com>
4001 Calle Tecate • Camarillo, CA 93012 • TEL 805.389.1166 FAX 805.389.1821
Ver. 2.0 2020 Johanson Technology, Inc. All Rights Reserved