

High Frequency Ceramic Solutions

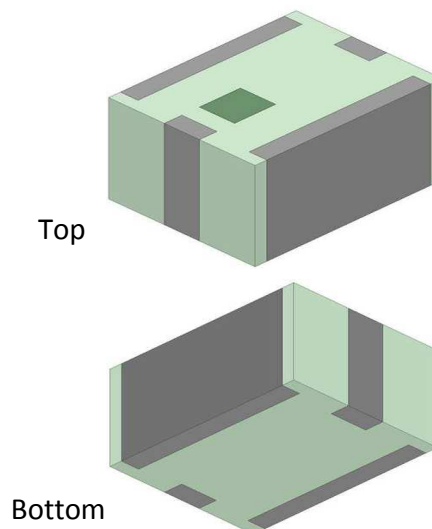
5.5GHz High Rejection BPF, WiFi, Co-exist with WiFi 6E

P/N 5500BP41A0665

Detail Specification: 6/8/2021

Page 1 of 4

General Specifications	
Part Number	5500BP41A0665
Operating Frequency	5170 - 5835 MHz
Insertion loss (dB)	1.7 typ. (2.5 max.)
Insertion Loss Ripple (dB)	0.9 typ. (2.0 max.)
Return Loss (dB)	12.7 typ. (9.5 min.)
Attenuation (dB)	34 typ.(25 min.) @ 2.4 - 2.5GHz 32 typ.(30 min.) @ 6.095 - 7.125GHz 35 typ.(20 min.) @ 10.34 - 11.67GHz
Power Capacity (W)	3 max. (CW)
Operating Temperature	-40°C to +85°C
Reel Quantity (pcs/reel)	2,000
Recommended Storage Conditions and Period for unused Product on T&R	+5 to +35°C Humidity 45 - 75%RH 18 months max.



You can download measured s-parameters of this component at: <https://www.johansontechnology.com/band-pass-filters>

Part Number Explanation				
P/N Suffix	Packaging Style	Bulk (loose pcs.)	Suffix = S	e.g. 5500BP41A0665S
		T & R	Suffix = E	e.g. 5500BP41A0665E
	Evaluation Board	50Ω SMA	Suffix = EB1SMA	e.g. 5500BP41A0665-EB1SMA

Mechanical Dimensions		
	In	mm
L	0.126 ± 0.008	3.20 ± 0.20
W	0.098 ± 0.008	2.50 ± 0.20
T	0.071 max.	1.80 max.
a	0.110 ± 0.008	2.80 ± 0.20
b	0.024 ± 0.008	0.60 ± 0.20
c	0.012 ± 0.006	0.30 ± 0.15
d	0.012 ± 0.004	0.30 ± 0.10

Terminal Configuration	
No.	Function
1	GND
2	INPUT / OUTPUT
3	GND
4	INPUT / OUTPUT

Johanson Technology, Inc. reserves the right to make design changes without notice.

All sales are subject to Johanson Technology, Inc. terms and conditions.



Ver. 1.1

<https://www.johansontechnology.com>

4001 Calle Tecate • Camarillo, CA 93012, USA • TEL +1.805.389.1166

2021 Johanson Technology, Inc. All Rights Reserved

High Frequency Ceramic Solutions

5.5GHz High Rejection BPF, WiFi, Co-exist with WiFi 6E

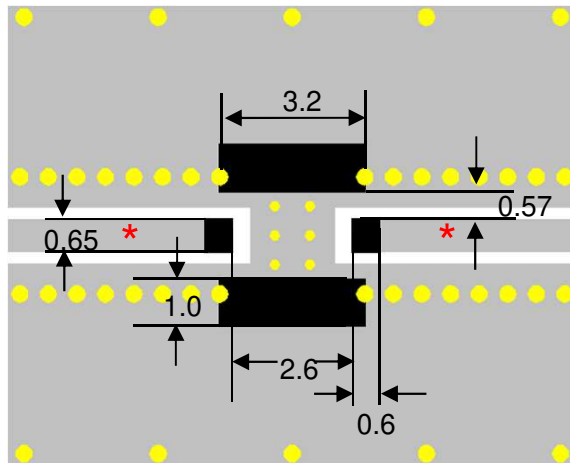
P/N 5500BP41A0665




Detail Specification: 6/8/2021

Page 2 of 4

Mounting Pad Dimensions

Units in mm

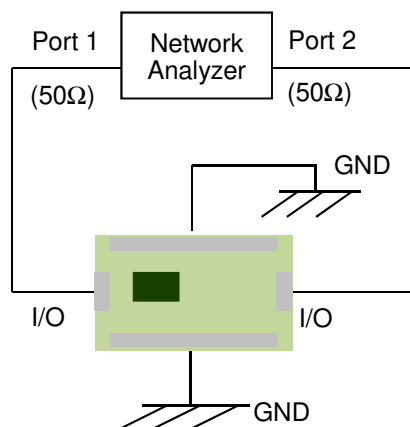


-  Solder Resist
-  Land
-  Through-hole ($\phi 0.35/\phi 0.2$)

*Transmission line width should be designed to match 50 Ω characteristic impedance, depending on PCB material and thickness.

Would you like the layout file? Send us a message at: <https://www.johansontechnology.com/ask-a-question>

Measurement Schematic



Port 1: Filter IN/OUT
Port 2: Filter IN/OUT

Johanson Technology, Inc. reserves the right to make design changes without notice.

All sales are subject to Johanson Technology, Inc. terms and conditions.



Ver. 1.1

<https://www.johansontechnology.com>

4001 Calle Tecate • Camarillo, CA 93012, USA • TEL +1.805.389.1166

2021 Johanson Technology, Inc. All Rights Reserved

High Frequency Ceramic Solutions

5.5GHz High Rejection BPF, WiFi, Co-exist with WiFi 6E

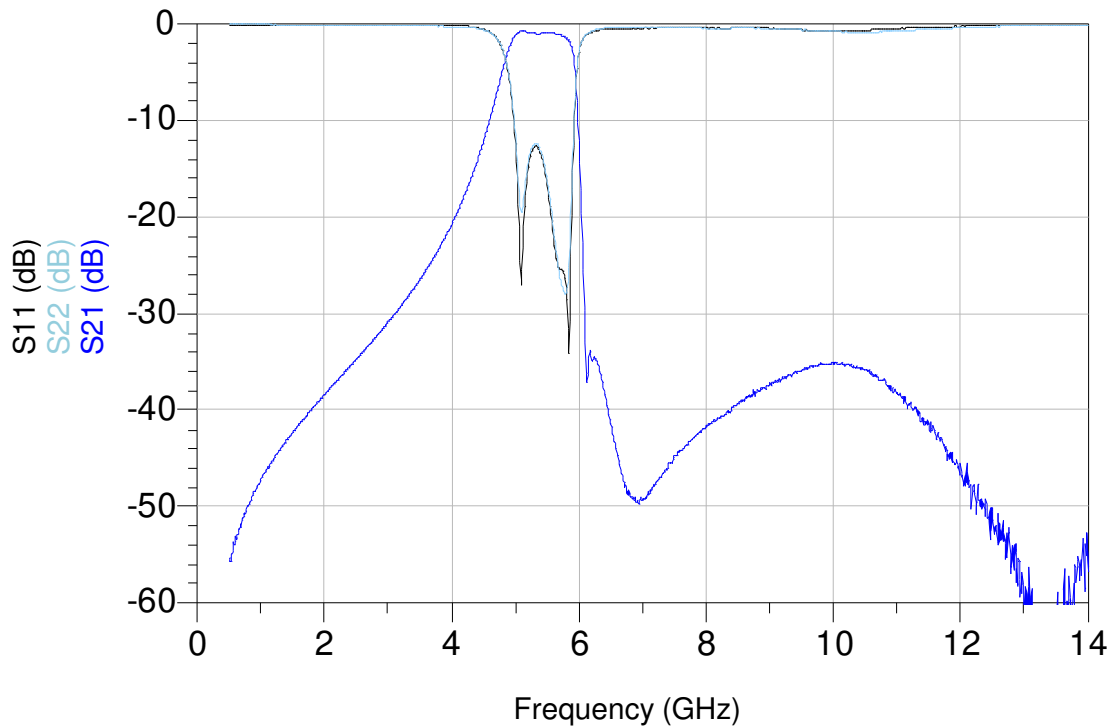
P/N 5500BP41A0665

Detail Specification: 6/8/2021

Page 3 of 4

Typical Electrical Characteristics (T=25°C)

Insertion Loss & Return loss



Do you need the S-parameter file of the above? Send us a message at:

<https://www.johansontechnology.com/ask-a-question>

Johanson Technology, Inc. reserves the right to make design changes without notice.

All sales are subject to Johanson Technology, Inc. terms and conditions.



Ver. 1.1

<https://www.johansontechnology.com>

4001 Calle Tecate • Camarillo, CA 93012, USA • TEL +1.805.389.1166

2021 Johanson Technology, Inc. All Rights Reserved

High Frequency Ceramic Solutions

5.5GHz High Rejection BPF, WiFi, Co-exist with WiFi 6E

P/N 5500BP41A0665

Detail Specification: 6/8/2021

Page 4 of 4

Application Notes, Layout Files, and more

<https://www.johansontechnology.com/band-pass-filters>

Packaging information

<https://www.johansontechnology.com/tape-reel-packaging>

Soldering Information

<https://www.johansontechnology.com/ipcsoldering-profile>

MSL Info

<https://www.johansontechnology.com/msl-rating>

Recommended Storage Condition and Max Shelf Life

<https://www.johansontechnology.com/recommended-storage-conditions>

RoHS Compliance

<https://www.johansontechnology.com/technical-notes/rohs-compliance>

Antenna layout and tuning techniques

<https://www.johansontechnology.com/tuning.html>

Antenna layout review, tuning, and characterization services

<https://www.johansontechnology.com/ipc-antenna-services>

Johanson Technology, Inc. reserves the right to make design changes without notice.

All sales are subject to Johanson Technology, Inc. terms and conditions.



Ver. 1.1

<https://www.johansontechnology.com>

4001 Calle Tecate • Camarillo, CA 93012, USA • TEL +1.805.389.1166

2021 Johanson Technology, Inc. All Rights Reserved