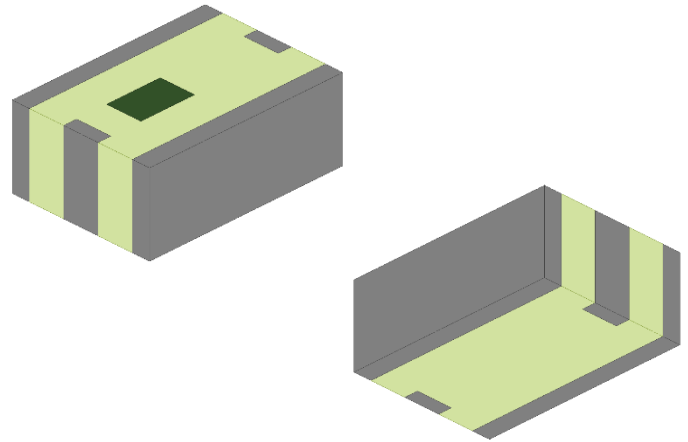


1.2 GHz Band Pass Filter

- 950 – 1525 MHz passband
- Fit for wireless communication systems
- Low insertion loss
- High out-of-band rejection
- SMD, EIA 1812
- RoHS complaint



General Specifications^{1 2}

Insertion Loss (dB)	950 – 1525 MHz	2.8 Max.
Return Loss (dB)	950 – 1525 MHz	7.0 Min.
Attenuation (dB)	100 – 480 MHz	25 Min.
	1900 – 3050 MHz	25 Min.

Maximum Ratings

Power Capacity (W)	3 Max. (CW)
Operating Temperature (°C)	-40 to +85
Recommended Storage Conditions post-installation (°C)	-40 to +85
Recommended Storage Conditions and Period for Unused T&R Product ³	45% - 75% RH +5 to +35°C 18 Months Max.

¹ Typical value represents average measurement at 25°C. Min./Max. values represent measurements over specified operating temperature.

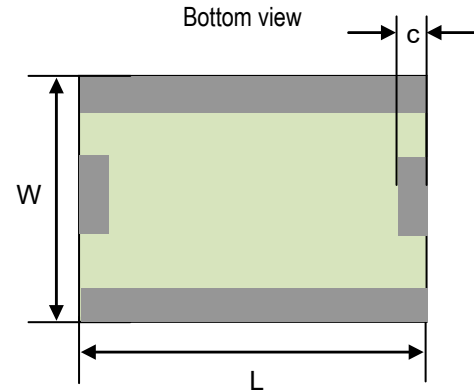
² General specifications measured on Johanson's evaluation board PN 1200BP44A0575001CE1.

³ 18 months max. in vacuum sealed bag and 1 week after opened. Please keep unused parts in vacuum sealed bags. For more info go to

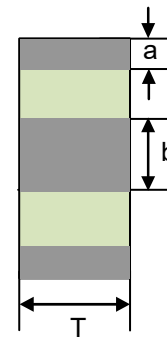
<https://www.johansontechnology.com/silverleads-profile>.

Mechanical Dimensions

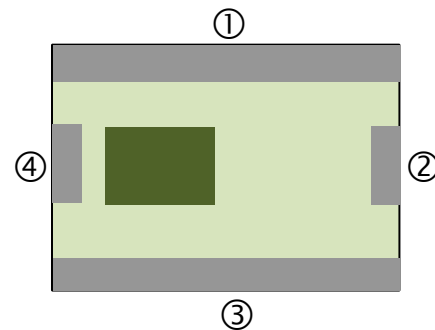
	Inches			Millimeters		
L	0.177	±	0.008	4.50	±	0.20
W	0.126	±	0.008	3.20	±	0.20
T	0.059	±	0.004	1.50	±	0.10
a	0.016	±	0.008	0.40	±	0.20
b	0.031	±	0.008	0.80	±	0.20
c	0.012	±	0.006	0.30	±	0.15



Side view



Top view



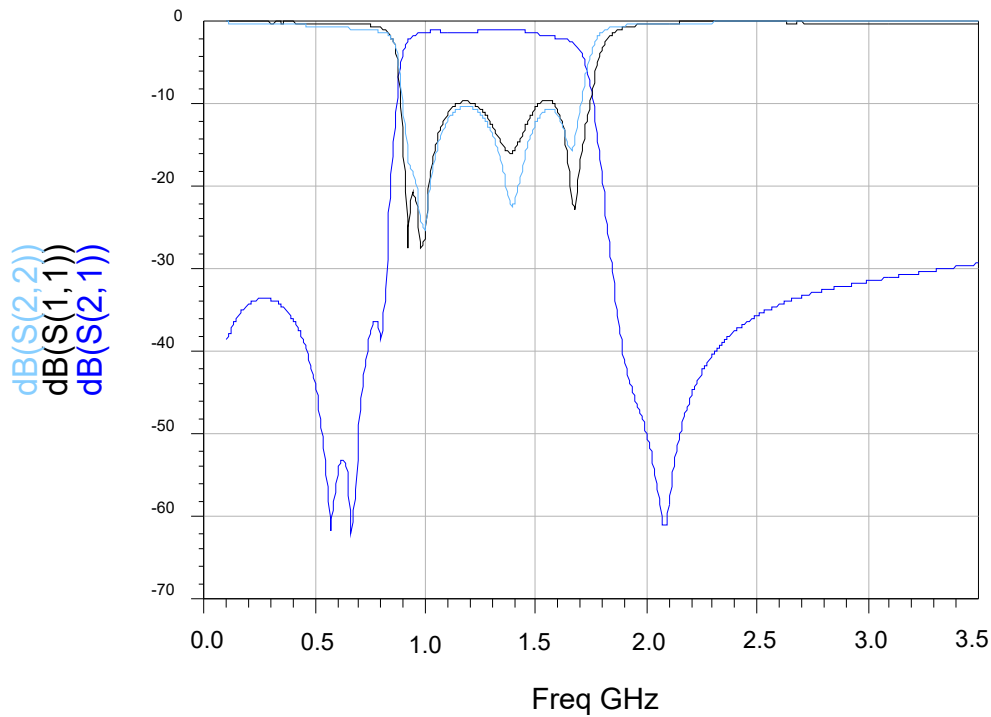
Terminal Configuration⁴

Pin Number	Function
1	GND
2	INPUT/OUTPUT
3	GND
4	INPUT/OUTPUT

⁴ The termination type is Silver. Go to: <https://www.johansontechnology.com/ipcsoldering-profile> for Typical Soldering Profile. SAC 305 solder paste recommended.

RF Measurements (T = 25°C)

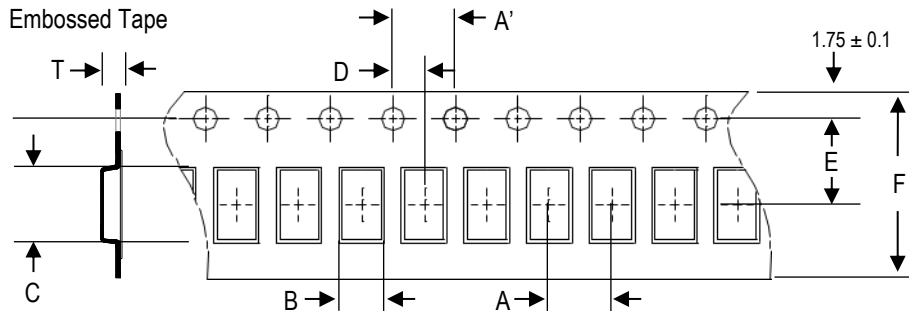
Insertion Loss and Return Loss



S-parameter, layout files and complimentary design review available upon request. Contact our application engineers at <https://www.johansontechnology.com/ask-a-question>

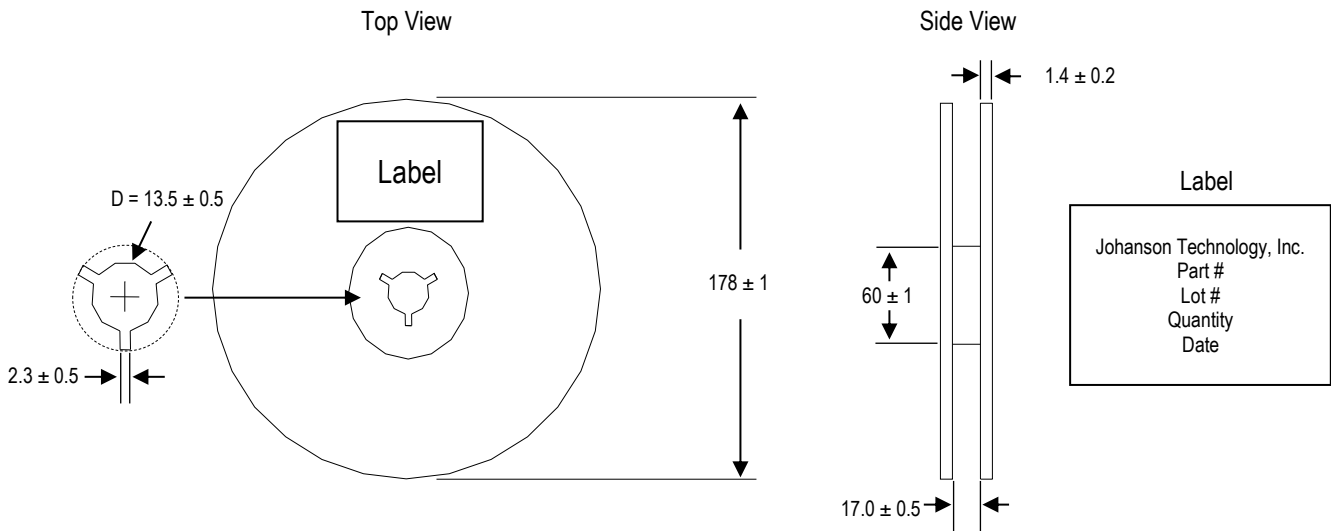
Tape and Reel Specifications (Units in mm)

Tape Dimensions

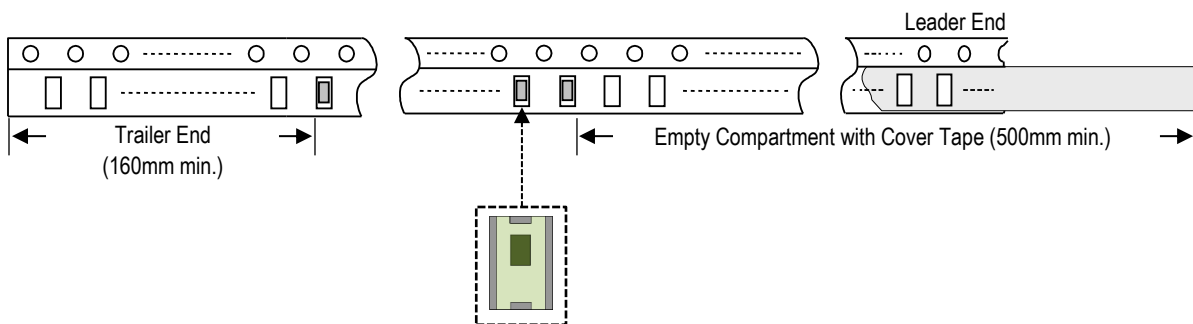


A	A'	B	C	D	E	F	T	Quantity/reel	Tape material
8.0 ± 0.1	4.0 ± 0.1	3.66 ± 0.1	4.95 ± 0.1	2.0 ± 0.1	5.5 ± 0.1	12.0 ± 0.1	1.75 ± 0.10	1,000 pcs	Plastic (Embossed)

Reel Dimensions



Leader and Trailer Dimensions



Orderable Part Numbers

Packaging Style	Part Number	Termination
Bulk (loose pcs.)	1200BP44A0575001B	Silver
T & R (7" Reel Embossed Tape)	1200BP44A0575001E (Qty: 1,000 pcs./reel)	
Evaluation Board with 2 SMA Connector	1200BP44A0575001CE1	

Important Links

[1200BP44A0575001E Product Page](#)

[More Band Pass Filters](#)

[Antenna Tuning, Optimization, and Validation Services](#)

[Soldering Information](#)

[MSL Information](#)

[Packaging Information](#)

[Recommended Storage Condition and Max Shelf Life](#)

[RoHS Compliance](#)

Johanson Technology, Inc. reserves the right to make design changes without notice.

All sales are subject to Johanson Technology, Inc. terms and conditions.