


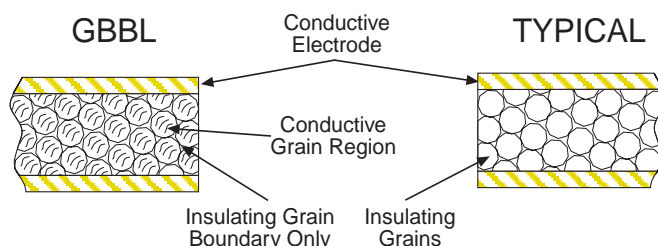
GBBL BROADBAND SINGLE LAYER CAPACITORS



KEY FEATURES

- GBBL Dielectric Yields High Volumetric Efficiency
- Stable Temperature Coefficient: $\pm 15\%$ Max (-55°C to 125°C)
- Reduced Microphonics
- Offered With or Without Borders
- Thin Film TiW/Au or TiW/Ni/Au Electrodes
- RoHS

Custom sizes are available - Consult Factory.

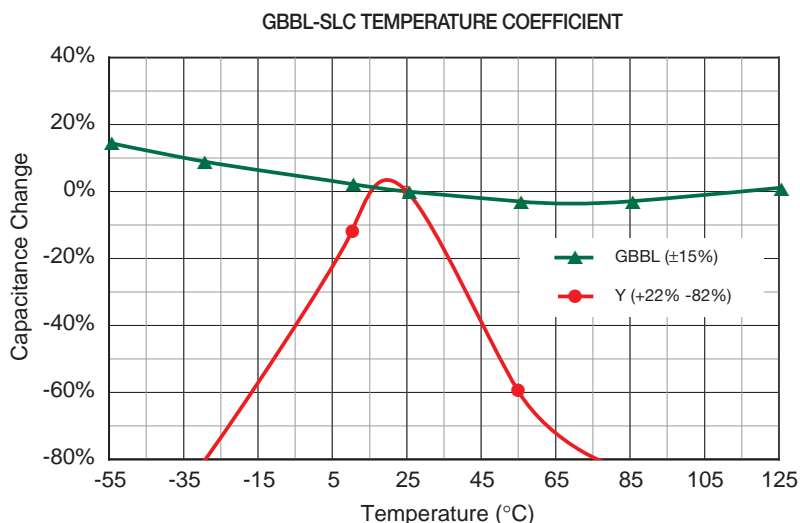


Johanson Technology's new "GBBL" microwave capacitor features high capacitance per case size without sacrificing the temperature stability associated with high dielectric constant materials. GBBL capacitors feature a proprietary X7R composition which is manufactured by a two step, atmospheric controlled sintering process. The resulting micro-structure is composed of a conducting titanate ceramic grain in contact with an insulating Grain Boundary Barrier Layer (GBBL). The insulating boundary layer acts as a very thin dielectric. The process control of the boundary thickness, in conjunction with the conductive grain size, provides the cumulative effect of a very high, yet stable, dielectric constant.

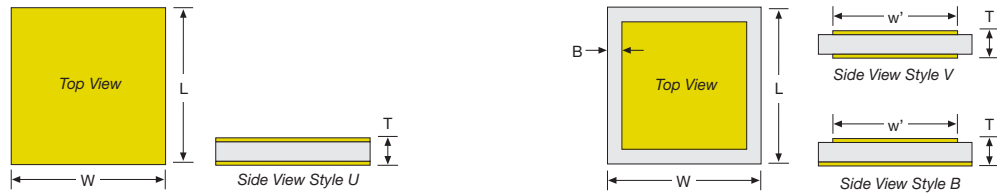
DIELECTRIC CHARACTERISTICS

TEMPERATURE COEFFICIENT: $\pm 15\%$, -55 to 125°C
 VOLTAGE RATING: 16 - 50 VDC
 DISSIPATION FACTOR: .025 (2.5%) max
 AVAILABLE CAPACITANCE: 68 pF - 3900 pF

DIELECTRIC STRENGTH: 2.5 X WVDC Min., 50 mA max
 TEST PARAMETERS: 1kHz ± 50 Hz, 1.0 ± 0.2 VRMS, 25°C
 INSULATION RESISTANCE: 10 G Ω Typ.



SIZE & CAPACITANCE SELECTION



Border Style "U" Configuration

Border Style "V" & "B" Configuration

BORDER		U	V, B	U	V, B	U	V, B	U	V, B
SIZE		01		02		03		04	
W	In	.015 ±.005		.025 ±.005		.035 ±.005		.050 ±.010	
	(mm)	(0.38 ±.13)		(0.64 ±.13)		(0.89 ±.13)		(1.27 ±.25)	
L	In	.015 ±.005		.025 ±.005		.035 ±.005		.050 ±.010	
	(mm)	(0.38 ±.13)		(0.64 ±.13)		(0.89 ±.13)		(1.27 ±.25)	
T	In	.007 ± .002		.007 ± .002		.007 ± .002		.007 ± .002	
	(mm)	(0.18 ± .05)		(0.18 ± .05)		(0.18 ± .05)		(0.18 ± .05)	
B	In	n/a	.002±.001"	n/a	.002±.001"	n/a	.002±.001"	n/a	.002±.001"
	(mm)		(0.05±.03)		(0.05±.03)		(0.05±.03)		(0.05±.03)
Capacitance		U01	V01 B01	U02	V02 B02	U03	V03 B03	U04	V04 B04
pF	Code								
75	750	50V	50V						
82	820	50V	50V						
100	101	50V	50V						
120	121	50V	50V						
150	151	50V	50V						
220	221	25V	25V						
270	271	25V	16V		50V				
330	331	16V	16V	50V	50V				
390	391	16V	16V	50V	50V				
470	471	16V		50V	25V				
560	561			25V	25V				
680	681			25V	16V		50V		
750	751			16V	16V	50V	50V		
820	821			16V	16V	50V	25V		
1000	102			16V	16V	25V	25V		
1200	122			16V		25V	16V		50V
1500	152					16V	16V	50V	50V
1800	182					16V	16V	50V	25V
2200	222					16V		25V	25V
2700	272							25V	16V
3300	332							16V	16V
3900	392							16V	

HOW TO ORDER GBBL-SLCs

